

VersiJack® 75

Telescopic
Pedestal



Enhancing Our Environment

VersiJack® 75 telescopic pedestals enhance our environment by eliminating efflorescence and algae, increasing air ventilation and reducing sound transmission on building structures



VersiJack® 75

VersiJack® 75 offers architects and developers greater design flexibility and has a wide range of applications in the landscape, building and construction industries.

What is VersiJack® 75

VersiJack® 75 is a heavy duty adjustable lightweight telescopic pedestal with an integrated slope corrector manufactured from 100% recycled or clear virgin plastics. It is used to support pavers, beams and bearers in the construction of roof terraces, pedestrian walkways, roof gardens and platforms.

VersiJack® 75 is adjustable in height from 75 mm to 150 mm. The height may be increased to 1050 mm using proprietary Extenders and Locking nuts to ensure maximum stability.

VersiJack® 75 reduces sound transmission and increases heat insulation. Unsightly services may be concealed within the cavity under the elevated platform, allowing easy access when required.

VersiJack® 75 can be used with most pavers such as granite, marble, precast concrete, timber as well as industrial gratings. A hollow internal core allows additional ballast such as cement infill to be used when required.



VersiJack® 75 height ranges from 75 mm to over 1000 mm

Advantages

- No bedding sand required
- Permits access to waterproofing membranes
- Waterproofing membrane not penetrated
- Allows air ventilation
- Reduced sound transmission
- Eliminates efflorescence and algae
- Easy access to concealed services

Applications

- Pool surrounds
- Roof terraces
- Balconies and patios
- Reflective ponds and water features
- Translucent floorings



Roof Terrace



Balcony / Patio






Reflective Pond/Water Feature



Translucent Flooring

Installation Procedures

- Determine the number of **VersiJack® 75** required as per architect's drawings
- Use sight or laser lines to mark the intersections of the corners of each paver to be laid.
- Position **VersiJack® 75**. Adjust the 0% to 5% slope corrector to compensate for any fall in the slab.
- If necessary, saw along marked score lines on the base so that the units may be positioned along wall edges or in corners.
- Position the first paver in a corner and subsequent pavers along a wall edge.
- Place pavers or wood panels on **VersiJack® 75** and simply adjust either up or down to obtain level required. Use rubber shims, if required, to ensure that the finished surface is level.
- For timber decks, position beams onto the VJ Batten Support and adjust the height accordingly.
- Fasten beam to the eyelet on the VJ Batten Support on **VersiJack® 75**.
- Install timber deck onto the secured beam over **VersiJack® 75**.


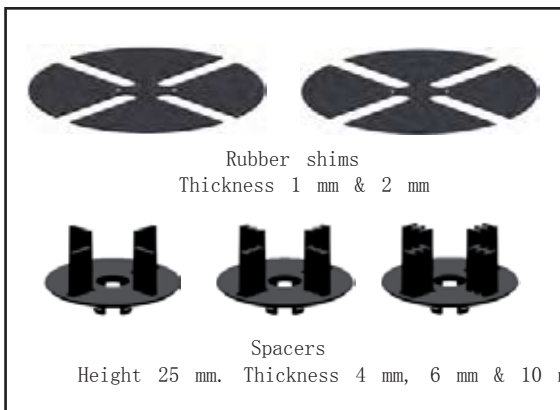



Specifications

Material	Polypropylene
Colour	Black
Height range	75 mm to 150 mm 151 mm onwards with Extenders ¹
Weight	
VersiJack® 75	~ 0.7 kg
Extender	~ 0.3 kg
Dimensions	
Head diameter	155 mm
Base diameter	205 mm
Extender height	75 mm - 112.5 mm
Compressive Strength ²	> 1,600 kg
Slope Compensation	0% to 5% @ 1% increments
Biological/Chemical Resistance	Unaffected by moulds and algae and good resistance to alkali and bitumen
Service Temperature	-20 °C to 120 °C

¹ additional heights possible with bracing system

² compression strength varies with different heights.



VersiJack® 75 Height Configuration Table

Height (mm) Min.	75	150	250	330	410	570	650	730	810	890	970
Max.	150	260	370	480	590	650	730	810	890	970	1050
No. of Extenders	0	1	2	3	4	6	7	8	9	10	11



Note: The information provided in this brochure is based on current knowledge and experience and does not infer any legally binding assurance or warranty, expressed or implied. Intending purchasers should verify whether any changes to specifications or applications or otherwise have been made since this literature was issued. The products in this brochure are manufactured using specified materials under detailed quality control standards and procedures. Factors including source of raw material and manufacturing processes may impact slightly on the strength of the modules.

Singapore Office: +65 6356 2800

Australia Office: +61 2 9648 2073

www.elmich.com

Distributed by: